

# IBM Rational ClearCase in GCP

**Author:** Rick Kissel

**Date:** 2022-11-21

**Contact:** Roger Le Blanc <[rlb@ca.ibm.com](mailto:rlb@ca.ibm.com)>

**Copyright:** Copyright© HCL Technologies Ltd. 2022. All Rights Reserved.

## Contents

<b>1 Summary</b>	<b>2</b>
<b>2 Introduction</b>	<b>2</b>
<b>3 Overview of Some GCP Capabilities</b>	<b>2</b>
3.1 GCP Compute Engine Service	2
<b>4 Plan Your Rational ClearCase Deployment in GCP</b>	<b>3</b>
4.1 Rational ClearCase Servers (VOBs/Views/Registry)	4
4.2 Rational ClearCase Clients	4
<b>5 GCP Considerations</b>	<b>5</b>
5.1 GCP VM Instances and Templates	5
5.2 VM Machine Families	6
5.3 VOB and View Storage	6
5.4 Communication between GCP and on-premises networks	6
5.5 Network latency: intra-zone, intra-region, inter-region	6
5.6 Security, access control, and Active Directory	7
5.6.1 Network and firewall considerations	7
5.7 Rational ClearCase MultiSite	8
5.8 Backups	8
5.9 Resilience	8
5.10 Monitoring	8
5.11 Performance	8
5.12 Servers, clients, or both?	9
<b>6 Sample Usage Scenarios</b>	<b>9</b>
6.1 Scenario 1: Local view types (dynamic and snapshot)	10
6.2 Scenario 2: Remote view types (automatic and web)	11
6.3 Scenario 3: Using Rational ClearCase MultiSite between on-premises and GCP	12
6.4 Scenarios common between local and remote view types	13
<b>7 References And More Information</b>	<b>13</b>

# 1 Summary

IBM® Rational® ClearCase® can run successfully in the Google Cloud Platform (GCP). GCP provides virtual machines (VM instances) through its [Compute Engine](#) service and also other services (e.g., [Backup and Disaster Recovery](#), [Filestore](#), and [Managed Microsoft Active Directory](#)) that can be used to run Rational ClearCase servers and clients. GCP VM instances support Windows and Linux OS versions that Rational ClearCase also supports so a complete Rational ClearCase installation using those OS versions can be setup in GCP.

This paper will discuss various options for configuring your set of GCP virtual machines so that Rational ClearCase will perform well. In general, all the Rational ClearCase recommendations for client and server sizing (for CPUs, memory, disk, network latency, etc.) also apply to GCP VM instances. For local clients (dynamic or snapshot views) this will usually require that the clients and the servers they use run in the same [Zone](#) (ideally, in the same [Cluster](#)). For remote clients (automatic or web views) the clients can be separated from the servers they use in different GCP [Regions](#) or between GCP and on-premises networks. [GCP documentation](#) and tools should be consulted when setting up Rational ClearCase in GCP in order to meet those recommendations, determine costs, etc.

## 2 Introduction

This paper is intended for administrators of Rational ClearCase installations who would like to deploy Rational ClearCase to GCP. Familiarity with Rational ClearCase configuration and administration is assumed.

This paper starts with an overview of some GCP capabilities and terminology, followed by a section describing how those capabilities can be used for a Rational ClearCase deployment, and then a section with some sample deployment scenarios.

## 3 Overview of Some GCP Capabilities

This section summarizes some of the GCP capabilities and terminology that would be useful to Rational ClearCase administrators as they consider using GCP to support their Rational ClearCase installations. Later sections will discuss using these GCP capabilities for specific parts of a Rational ClearCase installation. The [GCP Website](#) provides complete information about GCP and its capabilities. Some more specific information can be found in [Google Cloud overview](#), [Get Started with Google Cloud](#), and [GCP Products Cheatsheet](#). [What is Cloud Computing](#) is a general introduction to cloud computing concepts. [Google Cloud Architecture Framework](#) has recommendations and best practices for designing and operating a cloud infrastructure.

### 3.1 GCP Compute Engine Service

This is an annotated outline of links that can be found by starting with the [Compute Engine Documentation](#) guides as well as links to other information in the general [GCP Documentation](#).

- [Machine Families](#)

The *machine family* determines the hardware characteristics for your VM instance, which include compute, memory, and storage capabilities.

- [Regions and Zones](#)

Compute Engine resources are hosted in multiple locations worldwide. These locations are composed of regions and zones. A region is a specific geographical location where you can host your resources. Regions have three or more zones.

Resources that live in a zone, such as [VM instances](#), are referred to as zonal resources. Other resources, like [static external IP addresses](#), are regional. Regional resources can be used by any resource in that region, regardless of zone, while zonal resources can only be used by other resources in the same zone.

- [Zones and Clusters](#)

Compute Engine implements a layer of abstraction between zones and the physical clusters where the zones are hosted. A cluster represents a distinct physical infrastructure that is housed in a data center. The [Zone Virtualization](#) document describes this in more detail. VM instances in the same cluster should have the lowest network latency between them.

- [VM Instances](#)

An *instance* is a virtual machine (VM) hosted on Google's infrastructure.

- [VM Instance Templates](#)

An *instance template* is a resource that you can use to create virtual machine instances ([create individual VMs](#)) and managed instance groups ([create a MIG](#)).

Instance templates define the machine type, boot disk image or container image, labels, startup script, and other instance properties. Instance templates are a convenient way to save a VM instance's configuration so you can use it later to create VM instances or groups of VM instances.

- You can find information about Linux and Windows public and custom images that can be used to [create and start a VM instance](#) in [VM Images](#).
  - Public images are provided and maintained by Google, open source communities, and third-party vendors. By default, all Google Cloud projects have access to these images and can use them to create instances.
  - Custom images are available only to your Cloud project. You can create a custom image from boot disks and other images. Then, use the custom image to create an instance.

- [VM Storage Options](#)

Compute Engine offers several types of storage options for your instances. Each of the following storage options has unique price and performance characteristics:

- [Zonal persistent disk](#): Efficient, reliable block storage.
- [Regional persistent disk](#): Regional block storage replicated in two zones.
- [Local SSD](#): High performance, transient, local block storage.
- [Cloud Storage buckets](#): Affordable object storage.
- [Filestore](#): High performance file storage for Google Cloud users.

If you are not sure which option to use, the most common solution is to [add a persistent disk](#) to your instance.

- [VM Data Protection Options](#)

Compute Engine provides various options for backing up and replicating your persistent disk data.

- [VM Networking Overview](#)

This provides an overview of networking functions for VM instances including Virtual Private Cloud networking ([VPC network overview](#)).

- [VM Access Control Overview](#)

Manage user [access to Compute Engine resources](#).

- [Cloud and VM Monitoring](#)

Compute Engine provides a number of logs and other monitoring tools to track VM activity and resources. For instance, [audit logs](#), [usage reports](#), and [license reporting](#). An example of monitoring an Apache Web Server on a VM instance is described in [Monitor a Compute Engine VM](#)

## 4 Plan Your Rational ClearCase Deployment in GCP

Given some of the GCP services and products discussed above, we can now talk about how you might use those capabilities to deploy Rational ClearCase in GCP.

Determining key aspects of your Rational ClearCase deployment will provide information that will be useful in making decisions about how GCP services can be used. The [Deploy Rational ClearCase](#) document provides more information about things you should consider including a description of the [requirements](#) for deployment.

## 4.1 Rational ClearCase Servers (VOBs/Views/Registry)

- What hardware and OS platforms do you use for VOB and view servers?
  - Linux (what distros and hardware)?
  - Windows (what versions)?
  - Others?
- Where will the servers run?
  - GCP?
  - On-premises?
  - GCP and on-premises?
  - Do you use IBM<sup>®</sup> Rational<sup>®</sup> ClearCase MultiSite<sup>®</sup>?
- Where will the server storage reside?
  - local server disk?
  - on a SAN-type device?
  - on a NAS-type device?
- How do you access VOB and view storage from servers?
  - Local file system?
  - NFS?
  - SMB (CIFS)?
  - Both? To the same storage?

## 4.2 Rational ClearCase Clients

- What hardware and OS platforms do your clients use?
  - Linux (what distros and hardware)?
  - Windows (what versions)?
  - Others?
- What view platform(s) do your clients use?
  - Unix/Linux only views?
  - Windows only views?
  - Both?
- What view type(s) do your clients use?
  - Local view types (dynamic or snapshot)?
  - Remote view types (web or automatic)?
  - MVFS-based views (dynamic or automatic), which require in-kernel installation?
- How do your local view types access VOB and view storage from clients?

- NFS?
- SMB (CIFS)?
- Both? To the same storage?
- Where will the servers run and where will their storage reside?
  - GCP?
  - On-premises?
  - GCP and on-premises?
- Do you run large clients as “build servers” (multi-user, multi-view clients)?

## 5 GCP Considerations

Google provides a wealth of documentation for GCP. A good starting place would be [Google Cloud Architecture Framework](#), which describes and links to topics like:

- [System Design](#)
- [Operational Excellence](#)
- [Security, Privacy, and Compliance](#)
- [Reliability](#)
- [Cost Optimization](#)
- [Performance Optimization](#)

### 5.1 GCP VM Instances and Templates

GCP [VM Instances](#) are created from [VM Instance Templates](#) or you can [Create Custom Images](#). For example, see [Create and Start a VM Instance](#). GCP has public images defined for Windows and Linux that have OS versions that Rational ClearCase also supports, e.g., Windows Server 2019 and SLES 15.4 on x86\_64, so a complete Rational ClearCase installation using those OS versions can be setup in GCP. There are also images that support OS versions that Rational ClearCase does not support, e.g., Fedora Linux, Debian, or OS versions on arm64, so those images cannot be used to create Rational ClearCase client or server VM instances. You can check the [requirements](#) for Rational ClearCase to see what hardware and OS versions are supported by Rational ClearCase. Once deployed, a VM can be updated to newer OS versions, or even installed with different OS versions that Rational ClearCase supports. [Manage Access to Custom Images](#) provides information about managing a collection of your images.

Since customers can create their own image from a running VM that has been customized, they can create an image containing a complete Rational ClearCase client or server and then use that image to create subsequent VM instances that have Rational ClearCase already installed and configured. In general, you won’t want to duplicate a complete Rational ClearCase server, e.g., having multiple registry servers with the same configuration will cause problems. However, you could have a “base” configuration that didn’t include particular server details to provide a good starting point for configuring each server VM.

GCP normally creates a VM instance from a VM template as a copy of the template with the exception of the instance name and zone. You can also [create a VM instance from an instance template with overrides](#). This lets you override any property you want by passing a new value for the attribute when creating the instance. For instance, using the command:

```
gcloud compute instances create <instance name> --source-instance-template <template name>
```

you can override any property that can be specified with the [gcloud](#) command.

GCP allows you to specify metadata to the VM instance when you create it. If an instance has the Compute Engine tools installed (which the [official images](#) do) then some metadata keys have a special meaning. In

particular the `startup-script` key lets you specify a script to run when the VM instance starts up. See [Running startup scripts](#) for more information.

GCP also allows you to create VM instances by [importing images from AWS](#), [importing virtual appliances](#) (in an [OVF package](#) or an [OVA single file](#)), and [importing virtual disks](#) (including VMDK and VHD disk formats). You can also migrate your VMware-based applications to the [GCP VMware Engine](#).

## 5.2 VM Machine Families

GCP provides [machine families](#) and [CPU platforms](#) that can be used for [VM instances](#). In general, Rational ClearCase clients and servers don't have particularly stringent requirements for the hardware on which they run (see [Rational ClearCase Platform Requirements](#) and [Deploy Rational ClearCase](#)).

The various GCP [general purpose](#) machine families are normally suitable for Rational ClearCase. Some heavily used VOB and view servers may benefit from the [memory optimized](#) machine families because the Rational ClearCase database used by these servers can benefit from more (or faster) memory. There are also [sole-tenant nodes](#) or a [bare metal](#) solution that could be appropriate for very heavily used VOB or view servers.

GCP provides various [audit logs](#), [usage reports](#), [machine type recommendations](#), and other services that you can use to evaluate your VM instances to help you decide on the most cost effective machine families to use for your environment. Note, you can [change the machine type](#) for a VM instance by stopping it, changing the machine type, and restarting it. Thus, as your needs evolve (or you've made a mistake), you can change the machine type to a more appropriate one without losing your VM instance.

## 5.3 VOB and View Storage

GCP provides a number of [storage options](#) for VM instances. [Zonal persistent disks](#) or [regional persistent disks](#) are the "local disk" persistent storage for VM instances, either Windows or Linux, and are appropriate for Rational ClearCase VOB and view storage. As with on-premises Rational ClearCase, this means that each Rational ClearCase server needs to export its storage (e.g., through SMB and/or NFS) so that remote clients can access it.

GCP also provides [filestore instances](#) that are fully managed NFS file servers. They could be used somewhat like NAS storage in a homogeneous environment for VOB and view storage. For use in a mixed Linux and Windows environment the Windows servers would need to support NFS (see [Mounting a file share on a Windows VM instance](#) for more information).

## 5.4 Communication between GCP and on-premises networks

Under the GCP Architecture Framework: [System design](#) the section on [design your network infrastructure](#) covers considerations for setting up hybrid cloud networking between your on-premises networks and GCP. In particular, on-premises networks might want to use a [dedicated interconnect](#) or [partner interconnect](#) to connect to the GCP [VPC](#). Note, the local view type clients and all servers for Rational ClearCase need to be protected from outside (public) access by a firewall or other similar technology. Remote view type clients could be outside of a firewall. [Secure your network](#) provides an overview of the GCP capabilities for managing access across networks.

For Rational ClearCase, the most important network parameter for dynamic view performance is the [latency between clients and servers](#) and also between some servers like view servers and VOB servers. Thus, in general, splitting clients and servers between on-premises machines and GCP VM instances will not provide acceptable performance for dynamic views.

## 5.5 Network latency: intra-zone, intra-region, inter-region

Network latency between clients and servers is extremely important for acceptable performance of Rational ClearCase local view types (dynamic and snapshot). Network latency between servers (view, VOB, registry, etc.) is also extremely important for acceptable performance of all Rational ClearCase view types (dynamic, snapshot, web, and automatic). Network latency between remote clients (with view types web or automatic) and the servers is much less important.



Placing VM instances in a single region limits the physical distance between them. Placing VM instances in a single zone will usually put them in the same GCP datacenter. However, as an GCP region grows, a single zone may expand to cover multiple datacenters. This may increase the network latency between VM instances in a single zone and cause Rational ClearCase performance to be unacceptable.

To get the minimum latency between VM instances, you should deploy them with [compact placement policy](#).

GCP provides no network latency guarantees, but experience shows that:

- For VM instances using a [compact placement policy](#), network latency is suitable for any Rational ClearCase communication.
- For VM instances in the same [zone](#), network latency should be suitable for any Rational ClearCase communication, but should be measured if performance problems are seen.
- For VM instances in the same [region](#), network latency may or may not be suitable for Rational ClearCase communication (it may depend on the region) and should be measured before using.
- For VM instances in different [regions](#), or for GCP to customer on-premises connections, network latency is probably too high for most Rational ClearCase communication, other than for remote clients using automatic or web views or for Rational ClearCase MultiSite.

## 5.6 Security, access control, and Active Directory

GCP uses key-based SSH to connect to Linux VM instances. You can also enable SSH for Windows VM instances. You can [manage access to VM instances](#) through [metadata](#) or [OS Login](#). OS Login is available only for Linux VM instances. OS Login uses GCP [Identity and Access Management \(IAM\)](#) for authentication rather than using SSH keys.

By default, GCP uses custom project and/or instance metadata to configure SSH keys and to manage SSH access. All Windows VM instances use metadata to manage SSH keys, while Linux VM instances can use metadata keys or OS Login.

GCP provides a [Managed Microsoft AD service](#) as one way to manage Active Directory for your VM instances. There is a [Best practices for running AD on Google Cloud](#) document that describes various ways of designing your AD infrastructure. GCP also provides [GCP directory sync](#) for synchronizing your GCP IAM users and groups with AD, e.g., if you are using OS Login on Linux VM instances and also need those identities in your AD server.

Rational ClearCase can use AD in GCP with the same considerations that are needed for AD use on-premises. For instance, in order for Windows clients to use VOBs/views on Unix/Linux, there must be a way to map the Windows user identity to a Unix/Linux user identity. AD is often used to provide identities for both Windows and Unix/Linux (through its LDAP interface) to make it easier to keep these identities synchronized. See [Plan your deployment of Rational ClearCase](#) for details on deploying Rational ClearCase.

Of course, the customer can set up their own infrastructure (e.g., Microsoft AD or NIS) on their own VM instances and manage OS users and groups themselves, just as they would in an on-premises network. If you want to integrate an AD in GCP with your on-premises AD see [AD in a hybrid environment](#).

On Linux, individual users could be created and managed on each VM instance, e.g., by using the Linux `useradd` command. This might be suitable for a small Rational ClearCase setup and would avoid using a centralized directory service.

### 5.6.1 Network and firewall considerations

For Rational ClearCase within GCP you should consult the [Secure your network](#) architectural framework document. In particular, you need to make sure that the [VPC firewall rules](#) used by your VM instances allow *nfs* (port 2049), *sunrpc* (port 111), and *albd* (port 371) access through both TCP and UDP. You also need to make sure that any firewall software running on each VM instance (e.g., iptables on Linux) also allows those protocols. Given that some protocols, including Rational ClearCase view and VOB server RPCs, also use dynamically assigned non-privileged ports, you will need to open all non-privileged ports in the security groups and firewalls that control network access between your VM instances.

On Linux with dynamic view clients, you will also need NFS and automount running to allow the clients to access remote VOB and view storage through NFS. You will also have to set up NFS exports on the view and VOB servers to allow NFS access from the clients.

On Windows with dynamic view clients, you will need to allow sharing of VOB and view storage over SMB/CIFS (ports 139 and/or 445) between the clients and the servers.

## 5.7 Rational ClearCase MultiSite

[Rational ClearCase MultiSite](#) can be used in GCP. Customers might need to add (or extend) Rational ClearCase MultiSite to servers running on GCP VM instances to provide dynamic view access to the VOB replicas that Rational ClearCase MultiSite creates, just as they would to provide that access between widely separated (high latency) on-premises servers. This is because the GCP inter-region network latency or the network latency between GCP and an on-premises network is high enough that it would affect dynamic views when accessing the “remote” servers. Rational ClearCase MultiSite is designed to alleviate this problem by allowing the dynamic view clients and the VOB replicas they access to be located in GCP such that they have a low latency connection (e.g., in the same [zone](#) using the [compact placement policy](#)).

For Linux and Unix systems, Rational ClearCase MultiSite can be configured to [operate through a firewall](#) using the shipping server. There is also information for [configuring MultiSite shipping server to work within a static port range](#) on both Unix/Linux and Windows that may be helpful when setting up a firewall configuration. This may be needed for configuring Rational ClearCase MultiSite to operate between on-premises and GCP Rational ClearCase installations.

## 5.8 Backups

The Rational ClearCase administration documentation provides a section on [Backing up critical Rational ClearCase data](#) that provides the information necessary for backing up Rational ClearCase VOBs and views. The [Backup and disaster recovery](#) document provides information about these GCP services. The use of persistent [disk snapshots](#) of the storage on particular servers could be used as part of your backup implementation. For VOB data, using Rational ClearCase MultiSite to replicate to servers in a different GCP [region](#) could be part of your backup solution. This could be used to avoid a single point of failure in the GCP infrastructure because GCP regions are relatively independent.

## 5.9 Resilience

GCP provides lots of information on resilience considerations including [Resilient workloads with regional persistent disks](#), [Patterns for scalable and resilient apps](#), and [Architecting disaster recovery for cloud infrastructure outages](#).

## 5.10 Monitoring

GCP [Cloud Monitoring](#) provides a number of services that can be used to gauge the health of the various servers and clients running in GCP. They can also provide notifications if various configured thresholds are exceeded.

## 5.11 Performance

A few performance considerations have been mentioned in previous sections, so those should be kept in mind when configuring your GCP environment. There are many options in GCP for configuring the the number of cpus, memory size, network bandwidth, dedicated vs. shared VM instances, etc. (see [machine families](#) for more details).

In general, Rational ClearCase performance in GCP is affected by the same factors as Rational ClearCase performance in an on-premises installation. This Rational ClearCase documentation for [client performance tuning](#) and [VOB server performance tuning](#) provides some general performance information.



## 5.12 Servers, clients, or both?

The key factor to consider for a Rational ClearCase deployment is the network [latency](#) between the various pieces of the deployment (clients, servers, VOB and view storage, etc.). For this purpose, the network latency within a GCP [zone](#) using the [compact placement policy](#) for machines in the same [VPC](#) should be acceptable for any Rational ClearCase communications among clients, view servers, VOB servers, registry servers, etc. The network latency within a zone without the compact placement policy may also be acceptable but should be measured and evaluated. The network latency between zones in the same region may or may not be acceptable for any Rational ClearCase communications. The network latency should be measured to determine if it is acceptable. The network latency between GCP regions and between GCP and the customer on-premises network will generally be too long to allow anything other than Rational ClearCase remote client access.

Configuring replicated VOBs using Rational ClearCase MultiSite could be used to allow VOB servers to be “close enough” to clients and other servers to allow dynamic view usage of the multi-sited VOBs by clients in GCP as well as clients in the on-premises network. If your on-premises network has a firewall, you may be able to use the information in [Store-and-forward through a firewall \(Linux and the UNIX system only\)](#) to allow Rational ClearCase MultiSite to operate through the firewall.

## 6 Sample Usage Scenarios

What follows are some possible customer scenarios for using GCP for Rational ClearCase. These scenarios assume the customer has suitable access to clients and servers running in GCP from their on-premises network, typically Remote Desktop for Windows clients/server and VNC and/or SSH for Linux clients/servers. There are major differences between Rational ClearCase local view types (dynamic and snapshot) and remote view types (web and automatic), so the scenarios are divided into those two major categories.

## 6.1 Scenario 1: Local view types (dynamic and snapshot)

The customer has a current on-premises Rational ClearCase installation using dynamic views. They would like to move a subset, or all, of their clients and servers to GCP. Due to the expected network latency between the customer's on-premises network and GCP, this scenario only makes sense if the clients and servers to be moved are "isolated" from the clients and servers that remain in the on-premises network. That is, the clients that are moved should need access only to the VOB, view, and registry servers that are also moved, and the clients and servers that remain on-premises need access only to those clients and servers that remain on-premises. Note, this means that any moved registry servers would support different regions than the on-premises registry servers. Otherwise, if the clients that are moved also need access to on-premises servers, the performance of the clients accessing the on-premises views and VOBs will be unacceptable due to the high network latency between GCP and the on-premises network. The isolated subset of clients and servers should be moved to a single [zone](#) (or [zone](#) using the [compact placement policy](#) if necessary) in GCP to ensure that the network latency between them is acceptably low.

Figure 1 shows a very simple on-premises Rational ClearCase configuration where the dynamic view client and its local storage are on one machine and all the servers and their local storage are on another machine. The communication between the client and the servers is low latency (over a LAN). The dotted ovals show how this configuration might appear in GCP with a VM instance and its associated disk for the client and another VM instance and its associated disk for the servers. These two VM instances would be in the same zone so that the communication between them would be low latency to allow the dynamic view client to perform well.

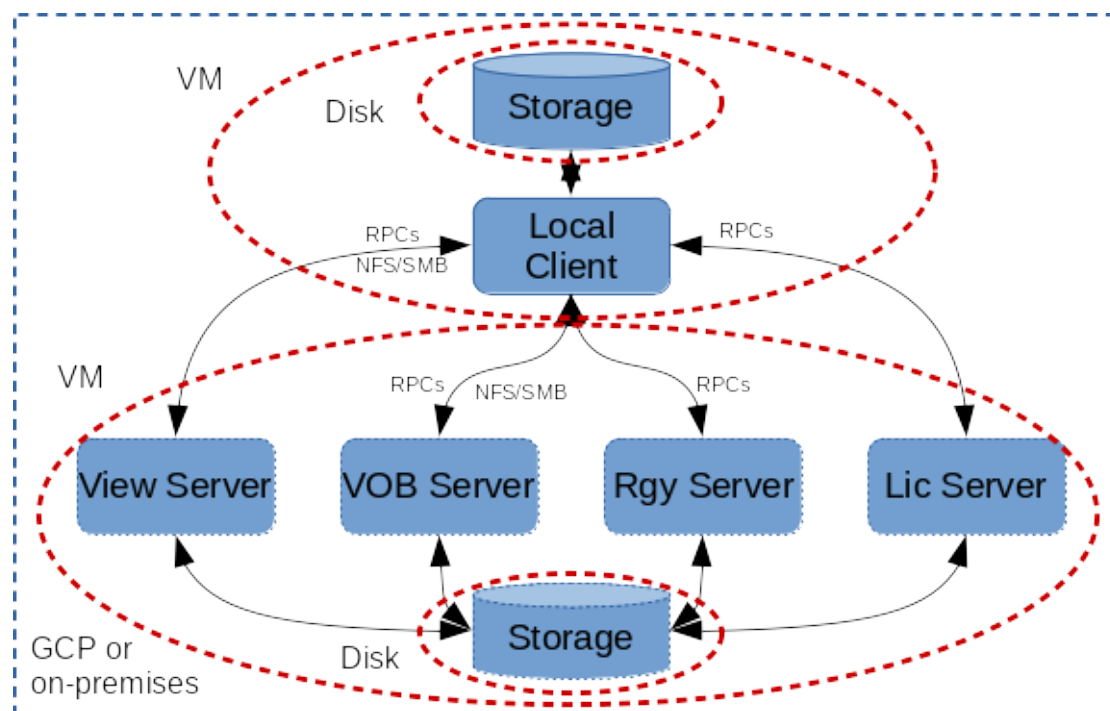


Figure 1: Local client on one machine and servers on another machine

## 6.2 Scenario 2: Remote view types (automatic and web)

The customer on-premises Rational ClearCase installation uses remote view types, i.e., automatic views or web views. In this case, clients could be moved to GCP and they could continue to access servers in the on-premises network because the network latency would not be a problem for remote view types.

Alternatively, servers could be moved to GCP with the clients continuing to run in the on-premises network. In this case, the CCRC server, as well as all the VOB and registry servers it accesses, would need to be moved to GCP in the same zone. This is because the CCRC server needs low latency network access to the VOBs and registry servers that it uses.

Finally, both the clients and servers could be moved to GCP and the clients could be in different zones, or even different GCP regions, from the servers. Again, the servers would need to be in the same zone, as described previously.

Figure 2 shows a very simple on-premises Rational ClearCase configuration where the remote view client and its local storage are on one machine, the CCRC WAN Server is on another machine across a high latency connection (WAN) from the client, and all the other servers and their local storage are on another machine with low latency connections (LAN) between them and to the CCRC WAN Server. The dotted ovals show how this configuration might appear in GCP with a VM instance and its associated disk for the client, another VM instance and its associated disk for the CCRC WAN Server, and another VM instance and its associated disk for the other servers. The CCRC WAN Server VM instance and the other servers VM instance would be in the same zone so that the communication between them would be low latency. The client VM instance could be “anywhere”, e.g., in another GCP region or on the on-premises network, since it is not network latency sensitive.

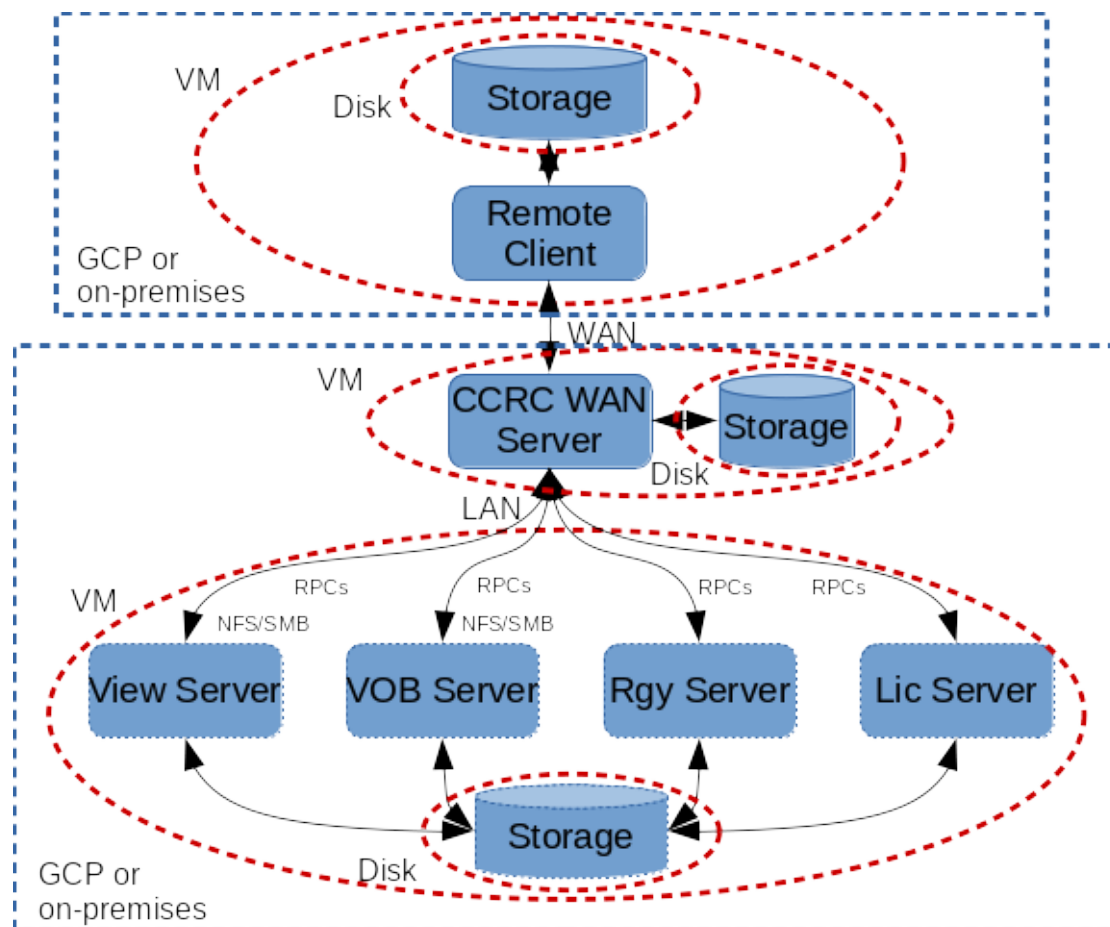


Figure 2: Remote client on one machine and servers on other machines

### 6.3 Scenario 3: Using Rational ClearCase MultiSite between on-premises and GCP

The customer has an existing on-premises Rational ClearCase installation using local view types and wants to add clients and servers in GCP that are synchronized by Rational ClearCase MultiSite. If there are firewall(s) between your on-premises network and GCP (e.g., on your on-premises network and/or on your GCP VPC), you will need the information in [Store-and-forward through a firewall \(Linux and the UNIX system only\)](#) to allow Rational ClearCase MultiSite to operate through the firewall(s).

Figure 3 shows a local view type setup on-premises and a local view type setup in GCP where the VOBs are synchronized using Rational ClearCase MultiSite (see [Administering Rational ClearCase MultiSite](#) for details).

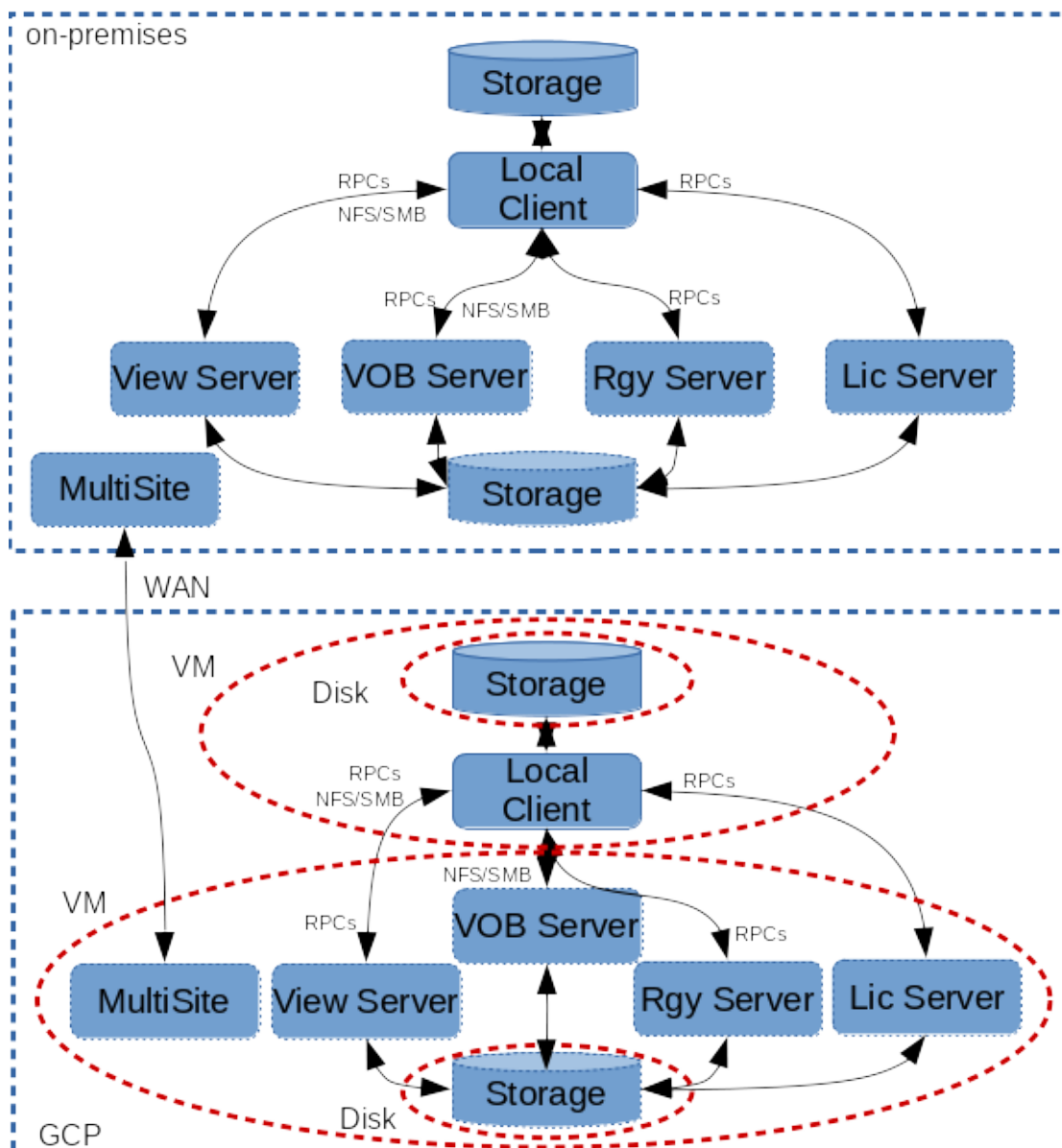


Figure 3: Rational ClearCase MultiSite between on-premises and GCP

## 6.4 Scenarios common between local and remote view types

In a mixed environment, the VOB and registry servers might be used both by CCRC servers for remote view type clients and by local view type clients. That is, if the VOB and registry servers are shared between local and remote view type clients, then the setup becomes more complicated. The CCRC server has to be “close” to its VOBs and registry servers and the local view clients would also have to be “close” to the same VOBs and registry servers. That is, all of the CCRC servers, local view type clients, and their shared VOBs and registry servers need to be all in the same GCP zone or all in the on-premises network.

For scenarios where network latency is “too high”, e.g., a hybrid cloud between on-premises and GCP or between VM instances in different GCP regions, Rational ClearCase solutions for high latency networking can be used. These include remote clients using web or automatic views and [Rational ClearCase MultiSite](#).

## 7 References And More Information

[GCP Website](#) - The main GCP website from which everything GCP related can be found.

[GCP Documentation](#) - The GCP documentation website for user guides, developer guides, etc.

[Deploy Rational ClearCase](#) - Information about planning, installing, and configuring a Rational ClearCase deployment, including [requirements](#) to identify system requirements, prerequisite tasks, and other information.

[Rational ClearCase Platform Requirements](#) - The IBM page where you can search for the product and then filter results as appropriate to find out what OS's and platforms Rational ClearCase supports as well as “hardware” (real or virtual) requirements.

[Knowledge Collection: Available White Papers for the ClearCase Family of Products](#) - Provides useful information on various aspects of Rational ClearCase configuration and usage, e.g., [ClearCase and Samba: A Supported Configuration](#).

[What is Cloud Computing](#) - GCP information on cloud computing in general.