



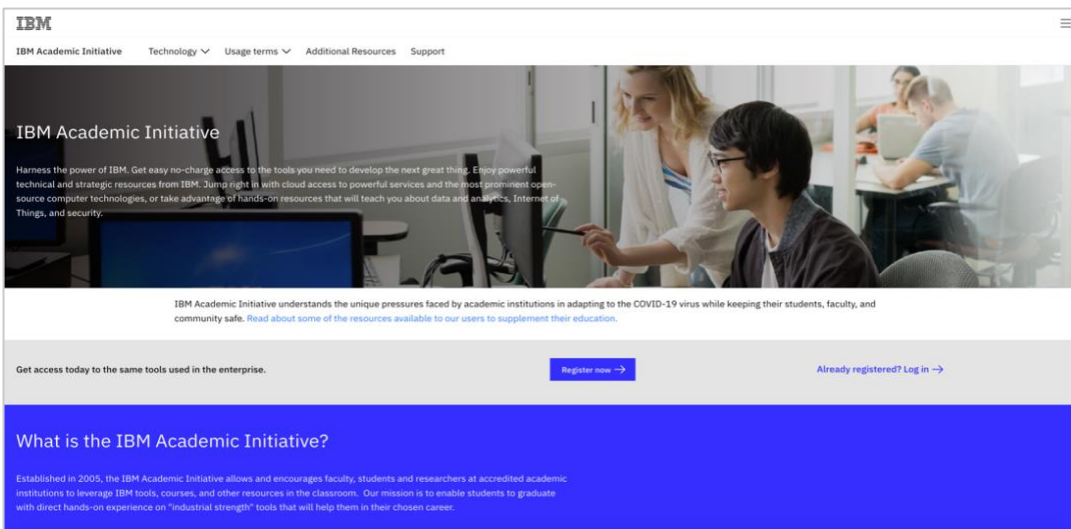
Register with the IBM Academic Initiative

Objective

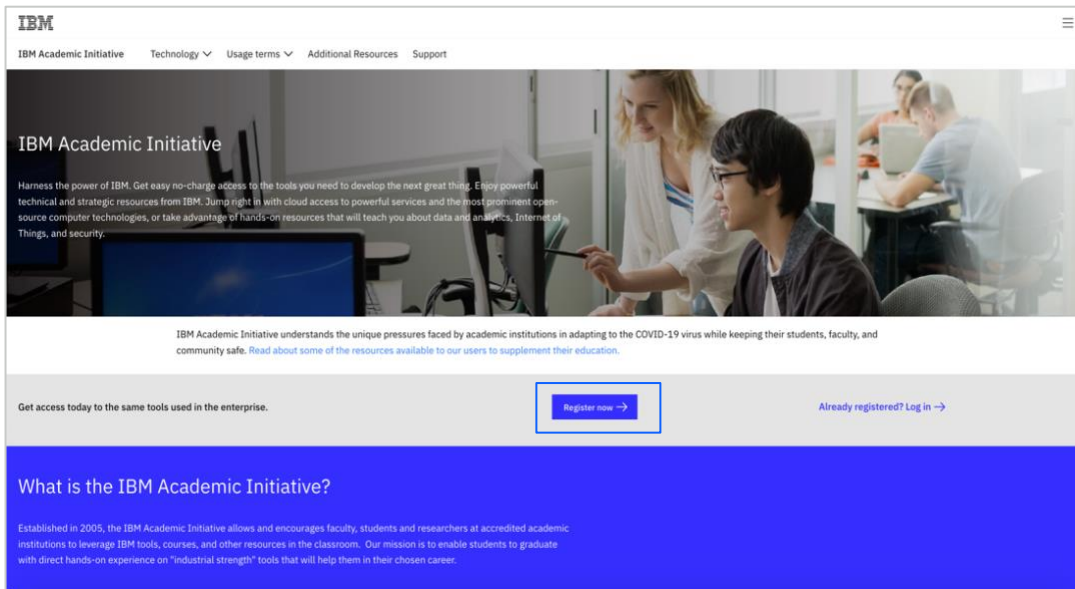
The purpose of this guide is to walk you through the steps to be followed when you register and login as a student or a faculty member in the IBM Academic Initiative website.

Estimated time: 5-10 minutes

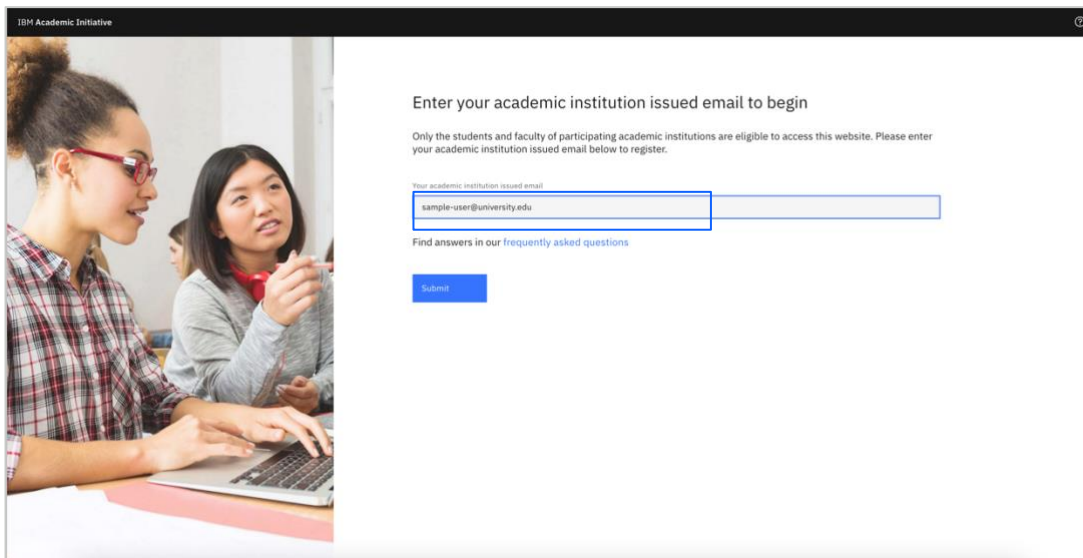
Step 1: Open the IBM Academic Initiative URL ibm.com/academic in a web browser.



Step 2: Click [Register Now](#).



Step 3: Enter your academic institution, university, college issued email ID.



Step 4: Select whether you are a student or a faculty member.

IBM Academic Initiative

Find answers in our [frequently asked questions](#)

Thank you for your interest in the IBM Academic Initiative.

Your academic institution is not currently a part of the IBM Academic Initiative program. **To become a member of the IBM Academic Initiative please have a faculty or staff member submit the form below and we will evaluate your request.** You will be notified via email once your request is processed.

While you are waiting for access you will not be able to download software or courses due to licensing restrictions, but you are welcome to leverage other resources available on the site.

We look forward to introducing you to IBM technology in the near future!

*All fields provided below are mandatory. Incorrectly or inaccurately completed requests will be rejected.

Type of User

Choose an option

- Faculty
- Staff
- Student

IBM Academic Initiative

Find answers in our [frequently asked questions](#)

Thank you for your interest in the IBM Academic Initiative.

Your academic institution is not currently a part of the IBM Academic Initiative program. **To become a member of the IBM Academic Initiative please have a faculty or staff member submit the form below and we will evaluate your request.** You will be notified via email once your request is processed.

While you are waiting for access you will not be able to download software or courses due to licensing restrictions, but you are welcome to leverage other resources available on the site.

We look forward to introducing you to IBM technology in the near future!

*All fields provided below are mandatory. Incorrectly or inaccurately completed requests will be rejected.

Type of User

Choose an option

- Faculty
- Staff
- Student

Step 5: Enter the required information.

IBM Academic Initiative

Type of User
Faculty

Job Role
Choose an option

First Name
Enter first name

Last Name
Enter last name

Email
Enter email

Confirm Email
Enter email

Country
Choose an option

Academic Institution (Please select "Other" if your academic institution is not listed)
Choose an option

Type of Institution
Choose an option

Department
Choose an option

Academic Institution Website
Enter website

Please click on the links below to read and accept the program agreement and privacy statement
 I agree to the [academic initiatives terms of service](#)

IBM Academic Initiative

Type of User
Student

Job Role
Choose an option

First Name
Enter first name

Last Name
Enter last name

Email
Enter email

Confirm Email
Enter email

Country
Choose an option

Academic Institution (Please select "Other" if your academic institution is not listed)
Choose an option

Type of Institution
Choose an option

Department
Choose an option

Academic Institution Website
Enter website

Please click on the links below to read and accept the program agreement and privacy statement
 I agree to the [academic initiatives terms of service](#)

Step 6: After you read the IBM Academic Initiative Agreement and Privacy Statement, click, "I agree".

The screenshot shows the registration form with the following fields: First Name, Last Name, Email, Confirm Email, Country, Academic Institution, Type of Institution, Department, and Academic Institution Website. The consent section is highlighted with a blue box and contains the following text:

Please click on the links below to read and accept the program agreement and privacy statement

- I agree to the [academic initiatives terms of service](#)
- I agree to the [privacy consent](#)

A blue "Submit" button is located below the consent section. A grey callout box on the right contains the text: ***Note: Click on bold links**

This screenshot is identical to the one above, showing the registration form with the consent section highlighted. The consent section contains the following text:

Please click on the links below to read and accept the program agreement and privacy statement

- I agree to the [academic initiatives terms of service](#)
- I agree to the [privacy consent](#)

A blue "Submit" button is located below the consent section. A grey callout box on the right contains the text: ***Note: Click on bold links**

Step 7: Click [Register](#).

IBM Academic Initiative

First Name
Enter first name

Last Name
Enter last name

Email
text@university.edu

Confirm Email
Enter email

Country
Choose an option

Academic Institution (Please select "Other" if your academic institution is not listed)
Choose an option

Type of Institution
Choose an option

Department
Choose an option

Academic Institution Website
Enter website

Please click on the links below to read and accept the program agreement and privacy statement

I agree to the [academic initiatives terms of service](#)

I agree to the [privacy consent](#)

Submit

Step 8a: If you already have an IBMid with the academic institution issued email ID, you will be asked to login with that same account now.

Step 8b: If you do not have an IBMid along with the academic institution issued email ID, you will be asked to create one at this time.

Step 9: Return to the IBM Academic Initiative website and login.