


Making the most of your IBM Planning Analytics trial


Once you have signed up for the trial, you have options available to you that will help you explore the key capabilities, examine the benefits and understand how IBM Planning Analytics can apply to *your* business challenges.

This document will help you answer the following questions:

- ☒ Where do I start?
- ☒ Want to see the value first?
- ☒ Looking for examples?
- ☒ Need help with the next steps?


Where do I start?


**Your New Plan - Guided**
Create a new plan with guidance, if an existing template does not meet your needs.


**Your New Plan - Unguided**
Create a new plan if an existing template does not meet your needs.


If you have ***previous experience*** of IBM Planning Analytics, then might choose to build your own model from scratch using either the guided or unguided starting point, which will enable you to define your own business model.

If you have a ***specific business use case*** in mind, then you could start with one of the pre-built samples, that include ready-made dashboards with sample data that will enable you to explore how IBM Planning Analytics could be applied to your business challenge.

**Bill Of Materials**
Enables FP&A, procurement, and Product Manager or Marketing to Forecast their Bill of Materials.


**Expense Planning - Driver-based**
Create expense plans that align with operational and corporate needs.


**Beyond Pivot Tables**
Learn how to quickly gain valuable insights from a model based on a spreadsheet.

**Beyond Spreadsheets**
Create a new plan based on a spreadsheet. Create a data entry form and dashboard for analysis.

If you have ***spreadsheet or pivot table***, then you could begin with the spreadsheet starting point that will show you how to use your spreadsheet to build your model in IBM Planning Analytics

If you want to ***learn the steps*** to create, manage and maintain your own model, then the tutorials will guide you through the appropriate steps teaching you the key concepts to give you the skills and confidence to build your own models.

**1 Analysis and Planning**
Explore powerful analysis and data entry techniques in a business scenario.

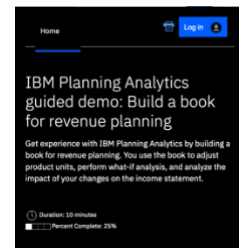
**2 Modeling**
Explore modeling and business logic capabilities in a business scenario.

Want to see the value first?

Of course, although you have signed up for the trial you may want to simply explore whether IBM Planning Analytics is a good fit before you spend your time getting familiar with the trial.

We have a number of activities that will help you:

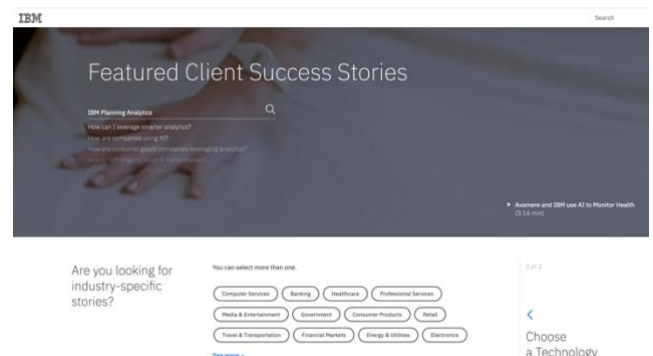
- Explore the [IBM website](#), which will give you a comprehensive overview of IBM Planning Analytics, including business use cases, details about key capabilities and case-studies
- Just login to the [interactive demo](#) with your IBMid and take 10-minutes to be guided through a demo scenario that will give hands-on experience with IBM Planning Analytics by exploring and making adjustments to a revenue plan.



Looking for examples

If you want to learn how IBM Planning Analytics helped at companies you may have heard of then our [case studies](#) will give a choice of real-life customers.

Simply type “IBM Planning Analytics” to get access to a wealth of case studies, and use the filters to find an example in your industry.



Need help with the next steps?

If you are not sure what the next steps are, then you are in the right place. The [IBM Planning Analytics community](#) will allow you to ask questions, read interesting articles and find help. From insider-only webcasts to How-to docs and demos, it's all here.

If you still have questions, that's what we're here for. [Let's Talk.](#)